


Puzzle – articulation

L'image et les pièces (grille avec images) sont à imprimer en recto-verso. **Attention**, le recto-verso doit se faire sur le bord court sinon l'image et le puzzle seront à l'envers.

 Je n'ai pas apposé le nom de ma page sur les puzzles afin de ne pas gâcher le dessin. Je vous demande donc de **respecter mon travail** en ne le **vendant pas** ou en vous l'appropriant (principes de base mais j'aime toujours le rappeler !!). Une publication a déjà été rédigée à ce sujet et a même été épinglée sur ma page : emilles idées de logopède → n'hésitez pas à aller y jeter un oeil si cela n'est pas clair 😊

Je mets tout ceci à votre disposition avec grand plaisir donc veuillez respecter mon travail en **mentionnant bien la source** si vous souhaitez le **partager** à une tierce personne, à un.e collègue ou que sais-je . . . 😊






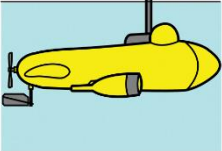
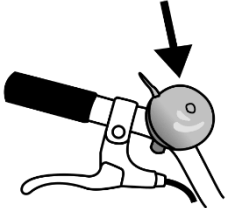
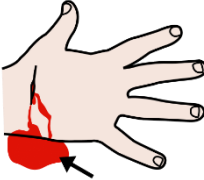












D'avance : Bon amusement !

Facebook : emilles idées de logopède













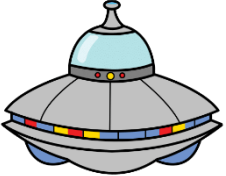







Sources des images : <https://arasaac.org/pictograms/search> ; <https://fr.freepik.com/>







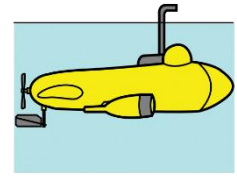
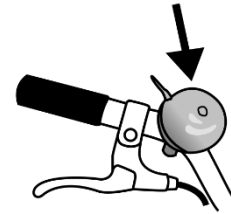
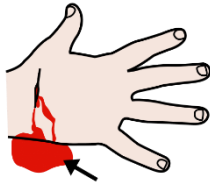

/s/ position initiale

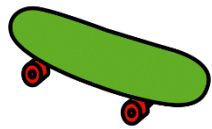

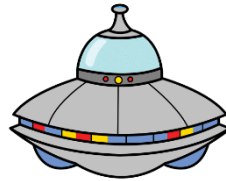










| | | | | |
|---|---|---|---|---|
|  |  |  |  |  |
|  |  |  |  |  |
|  |  |  |  |  |
|  |  |  |  |  |




| | | | | |
|---|---|---|---|---|
|  |  |  |  |  |
|  |  |  |  |  |
|  |  |  |  |  |
|  |  |  |  |  |




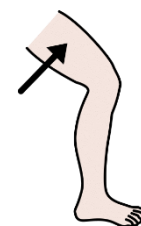


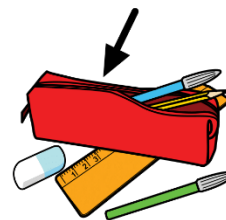
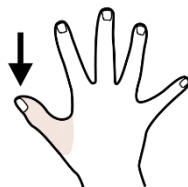

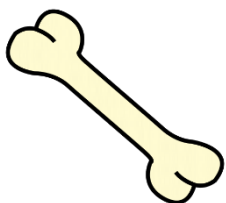
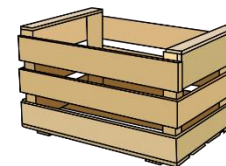




5



/s/ position finale

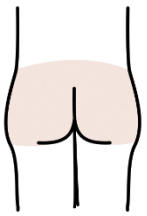














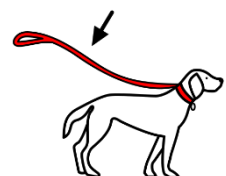
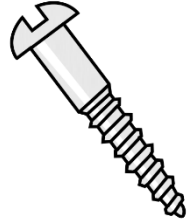


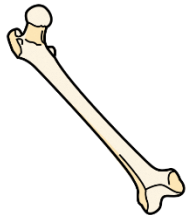



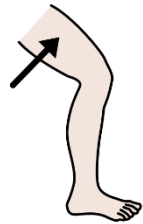

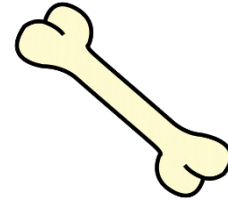

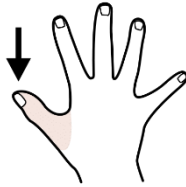


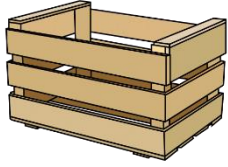


10



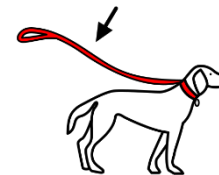



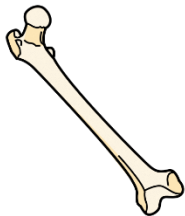





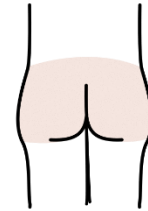



| | | | | |
|---|---|---|---|---|
|  |  |  |  |  |
|  |  |  |  |  |
|  |  |  |  |  |
|  |  |  |  |  |









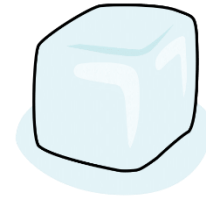
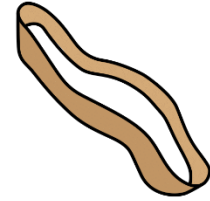
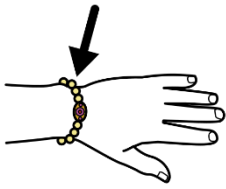
10











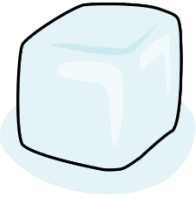
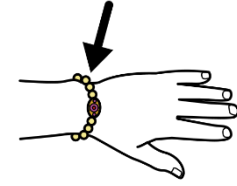
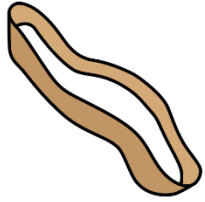
/s/ position médiane




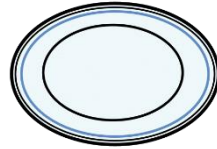


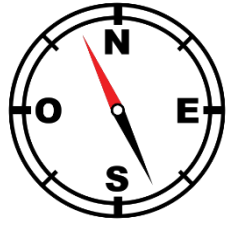
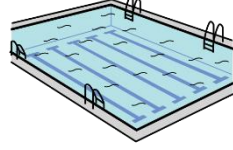



























| | | | | |
|---|---|---|---|---|
|  |  |  |  |  |
|  |  |  |  |  |
|  |  |  |  |  |
|  |  |  |  |  |





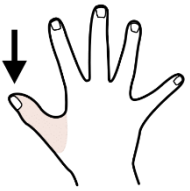










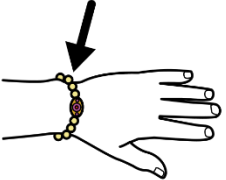

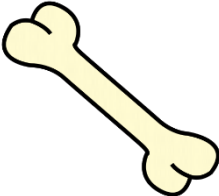














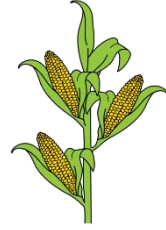

/s/ trois positions

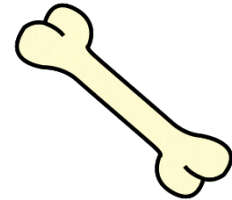




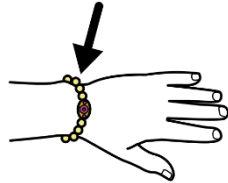



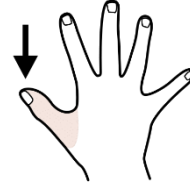



| | | | | |
|---|---|---|---|---|
|  |  |  |  |  |
|  |  |  |  |  |
|  |  |  |  |  |
|  |  |  |  |  |



| | | | | |
|---|---|---|---|---|
|  |  |  |  |  |
|  |  |  |  |  |
|  |  |  |  |  |
|  |  |  |  |  |





The background is a repeating pattern on a light teal background. The pattern includes various Harry Potter-related items: white phoenixes, brown wizard hats, stacks of books, round spectacles, pink lightning bolts, blue and pink potions in glass bottles, golden keys with wings, and brown leaves. The text is centered in a black, elegant script font.

Puzzle articulation du phonème /s/

Thème : Harry Potter